

INTRODUCTION TO FACEBOOK



What is Facebook?

Facebook is a **social networking site** that makes it easy for you to **connect and share** with family and friends online.

It became available to the public in 2006 and today is the world's largest social network, with **more than 1 billion users** worldwide.

How Does Facebook Work?

Facebook allows you to **send messages** and **post status updates** to keep in touch with friends and family.

You can also **share** different types of content, like **photos, personal videos** and **links to websites, articles, and videos on YouTube, etc.**

How Does Facebook Work?

- It's important to understand that Facebook is ***purposely designed*** to be more **open and social** than traditional communication tools.
- Sharing something on Facebook is more **public** than email, thus what you post on Facebook will likely be seen by people that you don't even know.
- There are privacy tools built into Facebook to help you limit who can see the things you share, but a good rule is to not post anything that you wouldn't want the whole world to see or know about you.

How Does Facebook Work?

- It's important to understand that Facebook is ***purposely designed*** to be more **open and social** than traditional communication tools.
- Sharing something on Facebook is more **public** than email, thus what you post on Facebook will likely be seen by people that you don't even know, and never will know.
- There are privacy tools built into Facebook to help you limit who can see the things you share, but a good rule is to not post anything that you wouldn't want the whole world to see or know about you.

How Does Facebook Work?

- It's important to understand that Facebook is ***purposely designed*** to be more **open and social** than traditional communication tools.
- Sharing something on Facebook is more **public** than email, thus what you post on Facebook will likely be seen by people that you don't even know.
- There are privacy tools built into Facebook to help you limit who can see the things you share, but a good rule is to *not post anything that you wouldn't want the whole world to see or know about you.*

Facebook Etiquette

Many 'newbies' aren't aware of typical Facebook "etiquette"

- **Facebook users resent "spammy" updates (posts).** Don't post every single mundane activity of a daily routine. No one cares about those things, except you.
- **Think before you post**
Every post should be considered carefully. A status update (post) that is inappropriate, rude, embarrassing or offensive may haunt you forever, or cause you to be taunted in public.
- **Respect other people**
Carefully consider before you post or tag others in embarrassing photographs; they may be uncomfortable with it. Never gossip about other people on your timeline.

Facebook Etiquette

Many newbies aren't aware of typical Facebook "etiquette"

- **Post when sober**
Drunken rants, impulsive messaging, angry outpourings after a glass too many are all prone to both ridicule and regret.
- **Cover your tracks**
Be cautious of posting "check-ins" and "status updates" if you have fibbed to family, friends or acquaintances about your plans, and whereabouts.
- **Keep it private!**
When contacting people directly, avoid posting onto someone's Timeline. Keep the conversation between just the two of you, and send a private message (email, Facebook Chat or Messenger) instead.

Getting Started With Facebook

- Facebook **terms** and
- Creating a **Facebook account**
- Exploring the Facebook **Homepage** and **Timeline**
- Facebook for **mobile devices**

Next Week: Facebook Personal Privacy Settings

https://www.youtube.com/watch?time_continue=5&v=ocO31AcSLng

Common Facebook Terms



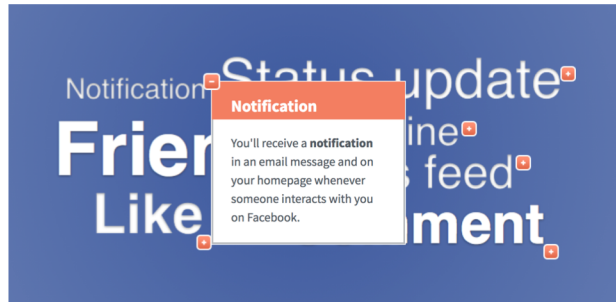
**Friends? Likes? Status update?
Tag? Timeline? Newsfeed?**

When you're new to Facebook, there are a lot of terms and phrases that may seem a bit confusing at first. Reviewing some of the most commonly used terms will give you a better understanding of how Facebook works and what to expect as you get started.

Common Facebook Terms



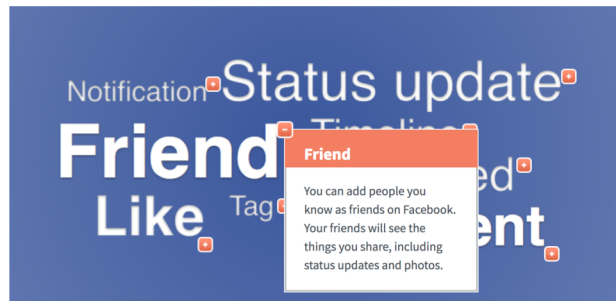
Common Facebook Terms



Common Facebook Terms



Common Facebook Terms



Common Facebook Terms



Common Facebook Terms



Common Facebook Terms



Common Facebook Terms



Common Facebook Terms



Sign Up

It's free and always will be.

Barry Hubbard

barry.t.hubbard@gmail.com

barry.t.hubbard@gmail.com

••••••••

Birthday
Jan 15 1949 Why do I need to provide birthday?

☐ Female ☒ Male

By clicking Sign Up, you agree to our Terms and that you have read our Data Use Policy, including our Cookie Use.

Sign Up

Creating A Facebook Account

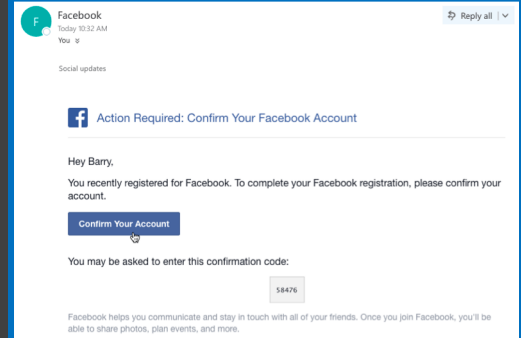
- On an iMac or a PC go to www.facebook.com in your web browser.
- On a mobile device, download the Facebook app.
- Under the words **Sign Up**, enter your personal information and desired **password**, then click **Sign Up**.

IMPORTANT: When you "Sign Up" you automatically accept Facebook's Terms and Data Use Policy. You cannot join Facebook by opting out – in fact, there is not an opt out choice.

I recommend that you click on those links (words in blue) to go to them, and read them to be sure that you are comfortable with them before you sign up.

Creating A Facebook Account

Before you can access all of Facebook's features, you'll need to **confirm your email address**. To do this, sign in to your email account, open the **confirmation message** from Facebook, and click **Confirm Your Account**.



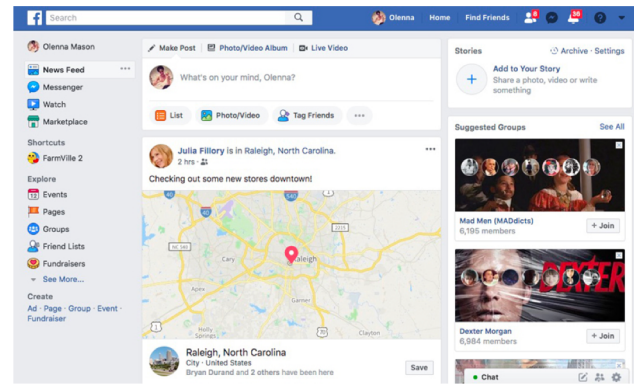
Exploring Facebook

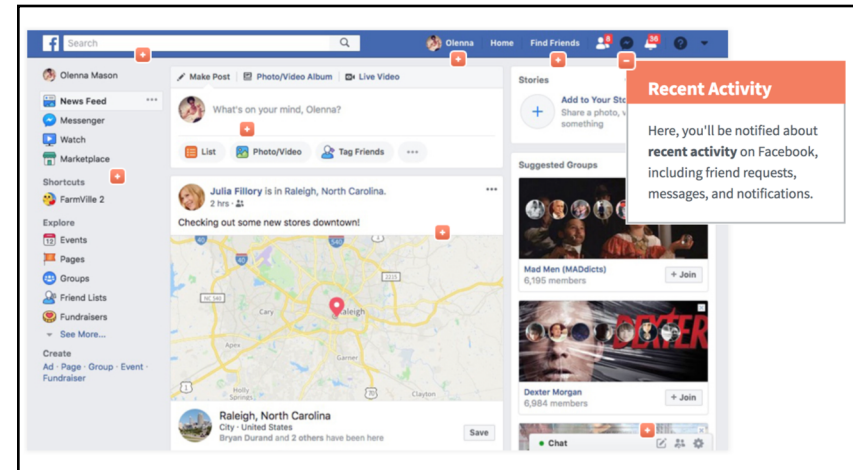
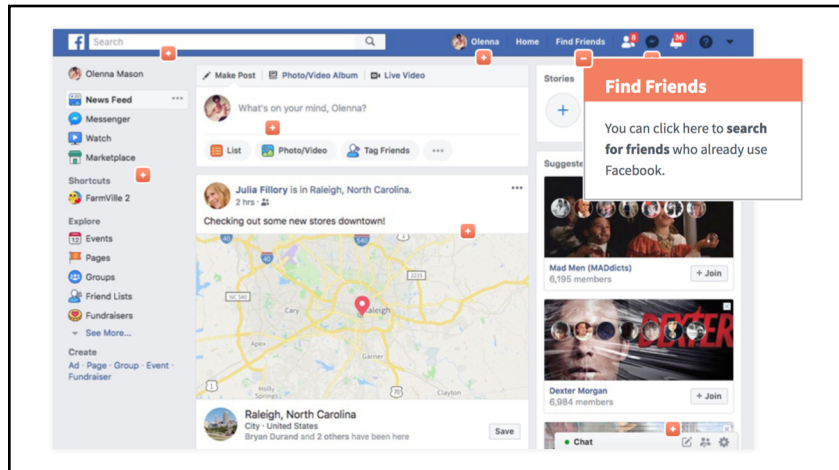
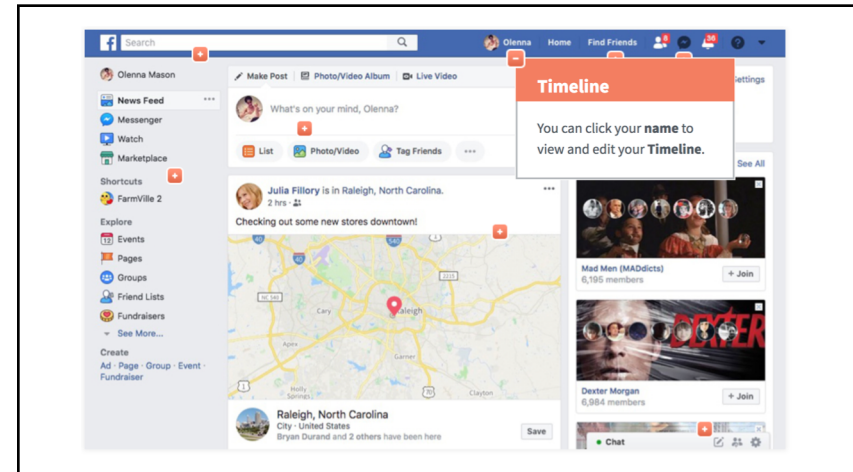
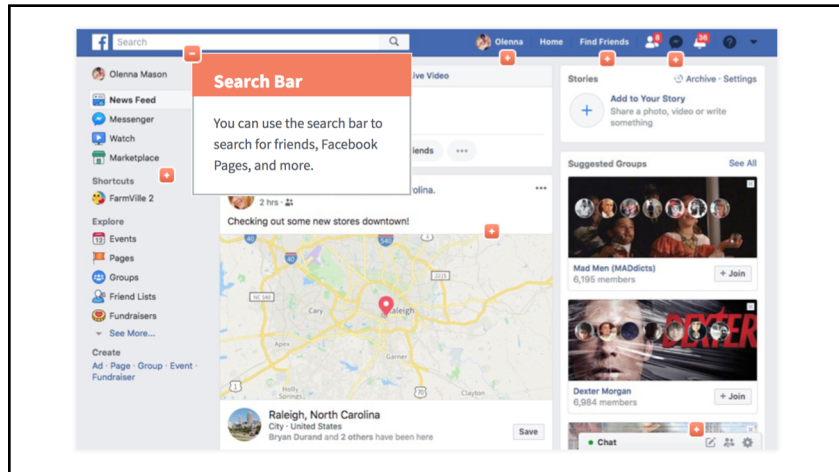
Once you create an account, you'll want to spend a little time becoming familiar with the different parts of Facebook, including the **homepage** and **Timeline**.

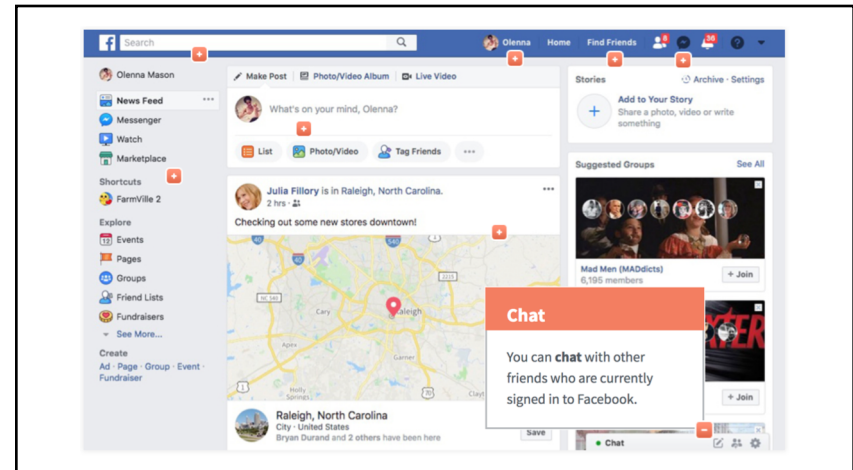
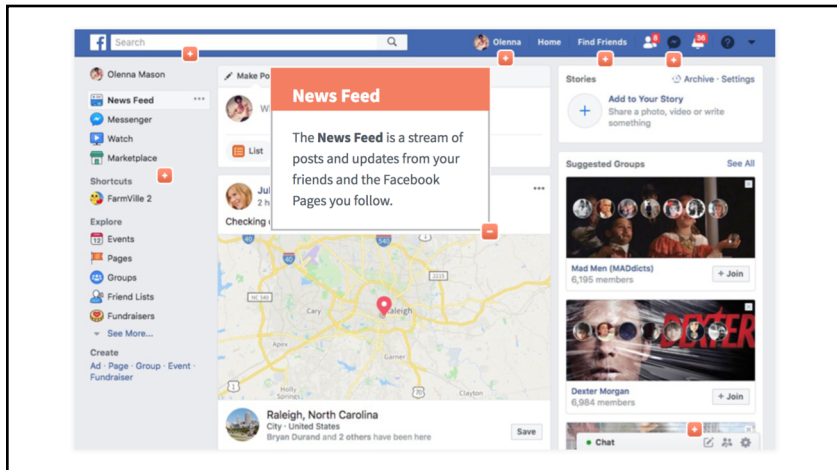
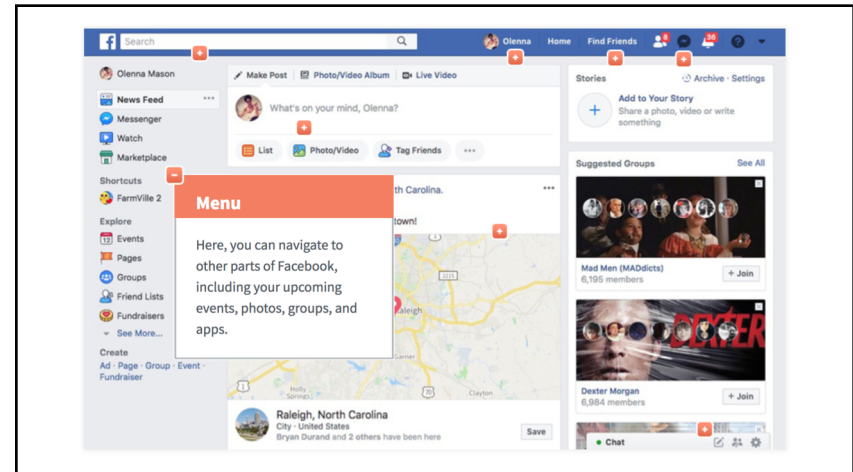
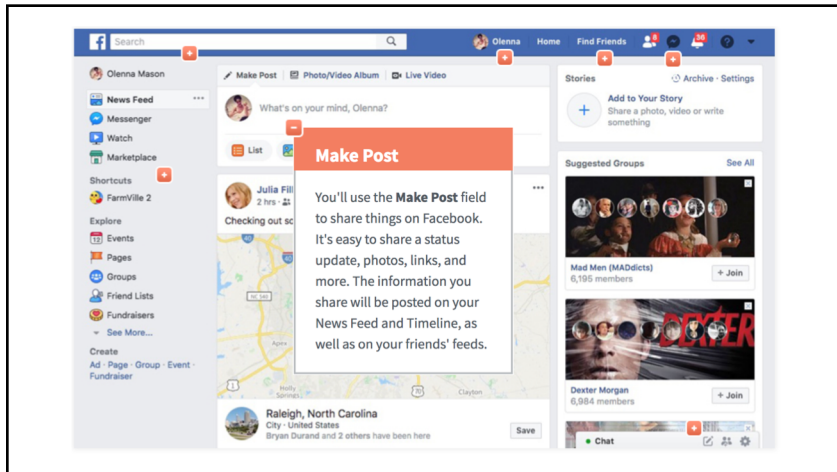
THE HOMEPAGE

The **homepage** appears whenever you sign in to Facebook. The homepage displays your **News Feed**, which shows the things your friends have shared on Facebook. The homepage also allows you to navigate to other parts of Facebook, such as your **Timeline**.

The Home Page







Exploring Facebook

THE TIMELINE

The **Timeline** (also called your **profile page**) is where you'll share information about yourself.

Whenever you **post**, it appears on your Timeline. Your **friends** can also share posts on your Timeline.

Let's check out the Timeline . . .

