

Feb 2026 Apple Club

Our Favorite Apps



Agenda

- ◆ Chat GPT Intro - Jean Olson
- ◆ Free Photo Prints APP - Nancy Thoma
- ◆ Eno from Capital One - Marilyn Conner
- ◆ Personal Voice - Bob Schwegler
- ◆ Sky Tonight - Kathy Tomasewski

Chat GPT Intro

Jean Olson

USING CHAT GPT ON YOUR PHONE

We asked Siri why use Chat GPT on your iPhone, It Said.

Using ChatGPT on your iPhone allows you to access advanced AI capabilities for answering questions, generating text, and creating images directly from your device. It can enhance your productivity by providing quick information and assistance while you're on the go.  AppleVis  Apple

Enhanced Siri Functionality

Enhanced Siri Functionality

- **In-Depth Answers:** ChatGPT can provide more detailed responses to your queries through Siri.
- **Automatic Requests:** You can set Siri to send requests to ChatGPT without needing to confirm each time.

Creative Tools

Creative Tools

- **Writing Assistance:** Use ChatGPT to compose text or rewrite existing content easily.
- **Image Generation:** Create or modify images based on descriptions using the Image Playground feature.

Creative Tools - Writing

We asked for a birthday greeting for a 90 year old woman.

Here is what came back.

Happy 90th Birthday!

Wishing you a day filled with joy, surrounded by the love of family and friends who cherish you. Your wisdom, grace, and warmth have touched so many lives over the years. May this special milestone be a beautiful celebration of a remarkable life well-lived.

Here's to your wonderful memories and many more to come!

Creative Tools Visual

We asked Siri to put a Mustache on this lovely lady.



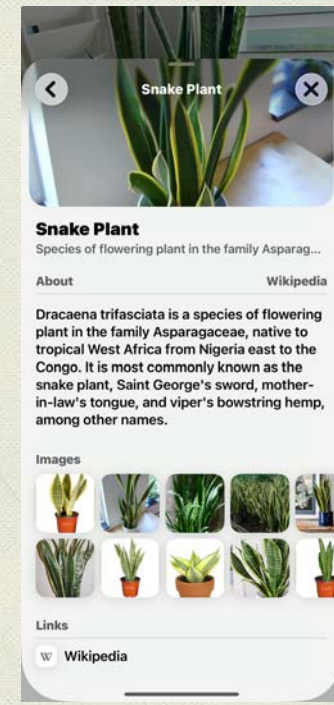
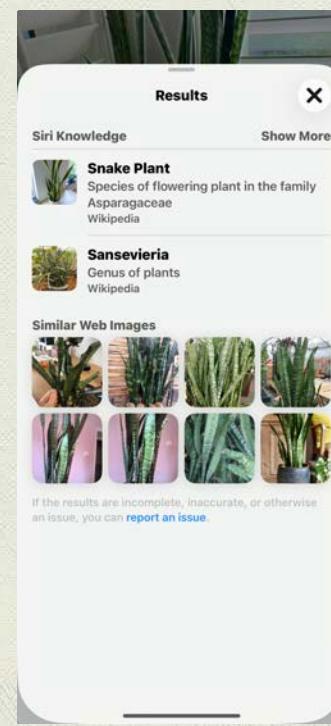
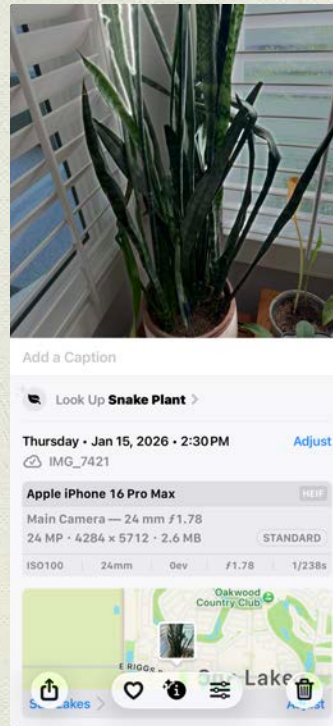
Creative Tools - Object Recognition

Visual Intelligence

- **Object Recognition:** Point your camera at objects to get information or insights about them.

Visual Intelligence


Took this Photo



Chat GPT - The App

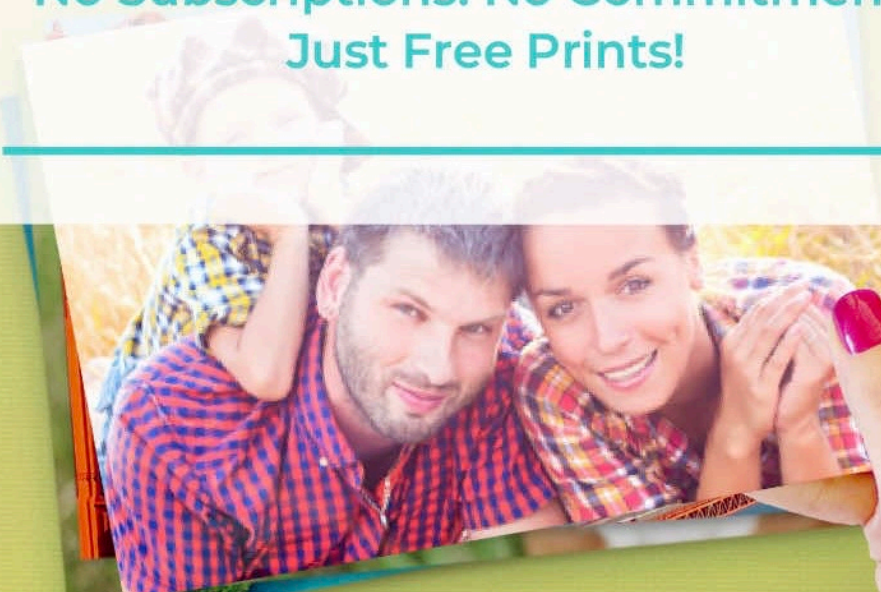
- ◆ The Last slides were based on Siri integration with Chat GPT
- ◆ Much added functionality is available with Chat GPT App
 - ◆ Some functionality is free, more may cost, may lose some security of your data vs typical apple security
- ◆ Apple is moving towards using Gemini (Googles product)
 - ◆ No timing is known for this.


Free Photo Prints
Nancy Thoma



FreePrints®

No Subscriptions. No Commitments.™
Just Free Prints!





FreePrints App

By PlanetArt

Get up to 85 FREE 4x6 photo prints every month!

Discover the world's #1 photo printing app with millions of 5-star reviews worldwide

Standard shipping and handling charges starting at just \$1.99 (and never more than \$9.99, regardless of order size),

What do I get for free?

- Up to 85 4x6 prints per month - 1,000 per year
- Limit 1 print per photo

What do I pay for?

- Additional 4x6 photo prints
- Enlargements (We offer 5x5, 5x7, 8x10, 11x14, 12x18, 16x20 and 20x28)
- Shipping and handling - Starts at just \$1.99 and never goes above \$9.99, no matter how many prints you order

Why is FreePrints so popular?

- It's the fastest, easiest and most affordable way to print photos from your iPhone or iPad
- Choice of deluxe glossy or premium matte paper
- Easily print photos from Facebook, Dropbox, Google Photos and Microsoft OneDrive
- Print photos and get them delivered to your door in just a few days!
- FreePrints is the world's most trusted and best rated photo printing app



Photo Art



Photo Tiles



PhotoBooks

Each app offers 1 free gift each month




Photo Art App

By PlanetArt

FREE WALL ART EVERY MONTH
Get a 16x20 print for free plus shipping.

Now you can turn your favorite photos into custom, one-of-a-kind wall décor and do it for FREE!

Standard shipping and handling charges starting at just \$7.99



FreePrints Photo Tiles App

By PlanetArt

Get up to 1 FREE 8 x 8 Photo Tile every month!



FreePrints Photo Tiles are one-of-a-kind and bring punch and personality to any wall in your home or office. And best of all, you get a premium photo tile every month for free. All you pay is a small shipping charge

Standard shipping and handling charges starting at just \$9.99



FreePrints Photobooks App

By PlanetArt

Get one free 5x7 or 6x6 standard softcover photo book every month.

Get one free 5x7 or 6x6 standard softcover cover photo book every month.

- Optional premium hardcovers in 6x8, 8x8, 8.5x11.5, and 12x12 are also available.
- Start out with 20 pages. Or add more pages for a small additional charge.

Standard shipping and handling charges is \$7.99 (and never more, regardless of order size),



FreePrints Gifts App

By PlanetArt

Get one personalized gift every month for FREE.

One free gift every month (changes regularly) with free personalization.
Gifts other than a month's free gift: Prices vary.

Shipping and handling for your free gift (no additional shipping charge for additional items.)

Eno from Capital One
Marilyn Conner



[Credit Cards](#) [Checking & Savings](#) [Auto](#) [Business](#) [Commercial](#) [Benefits & Tools](#)

[Search](#) [Help](#) [Location](#) [Sign In](#)

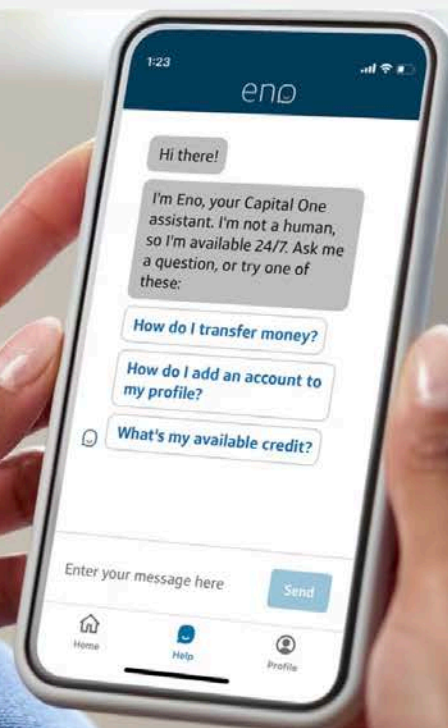
Meet Eno

[Card Security](#) [Spending Insights](#) [Ask Eno](#)

Hi, I'm Eno

Your Capital One assistant, looking out for you and your money.

[Get the Mobile App](#)

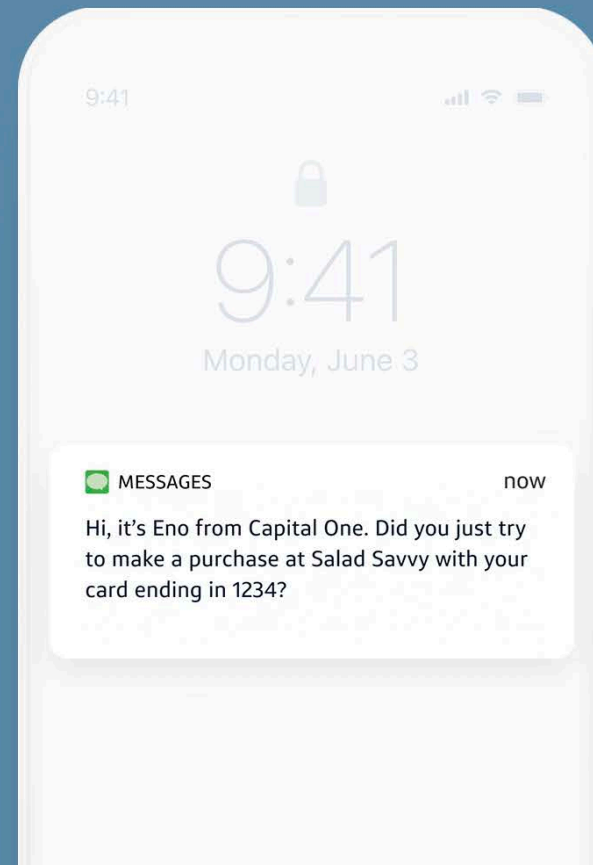


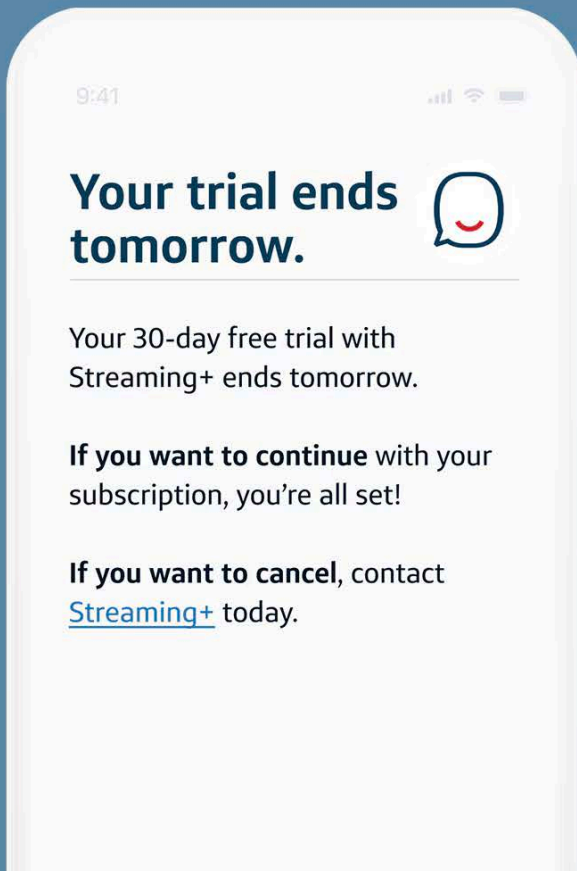
CARD SECURITY

Helps keep your accounts more secure

I help protect your credit card account by looking out for charges that might surprise you and creating virtual card numbers when you shop online.

[Learn more >](#)





GET SPENDING INSIGHTS

Connects you to your spending

I help you track your spending by monitoring your credit card account and sending you useful insights when I spot free trials, recurring charges, and more.

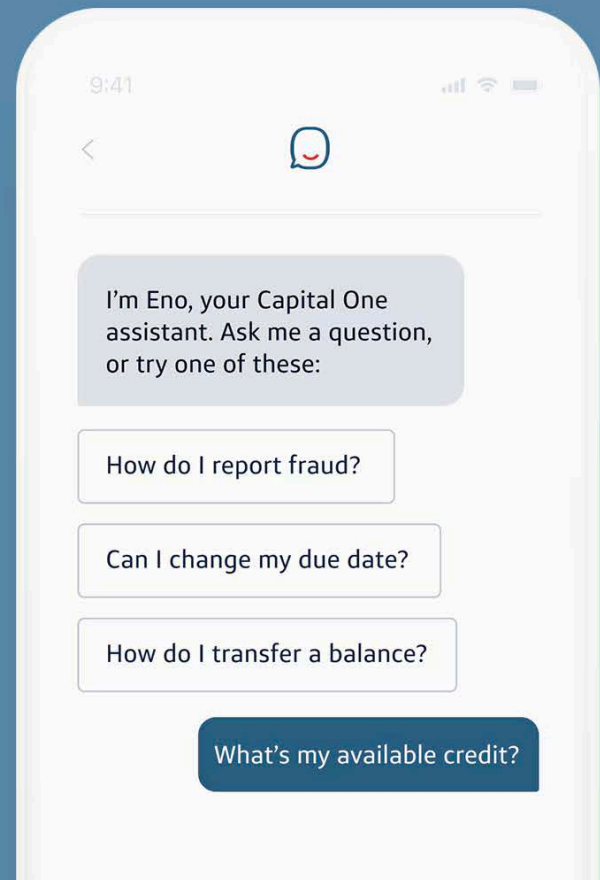
[Learn more](#) >


ASK ENO

Here for you 24/7

I'm available to chat, check your balance, and answer questions about your account whenever you need me.

[Learn more >](#)





Help keep your accounts more secure

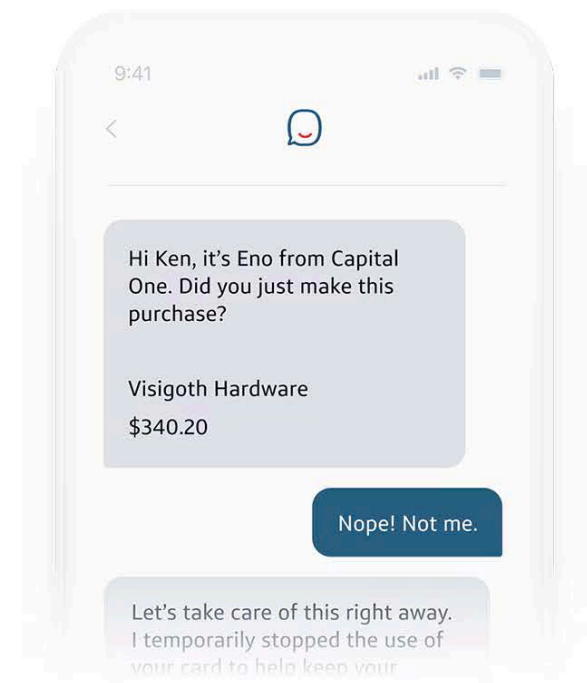
Alerts and virtual card numbers from Eno can help
you stay protected.

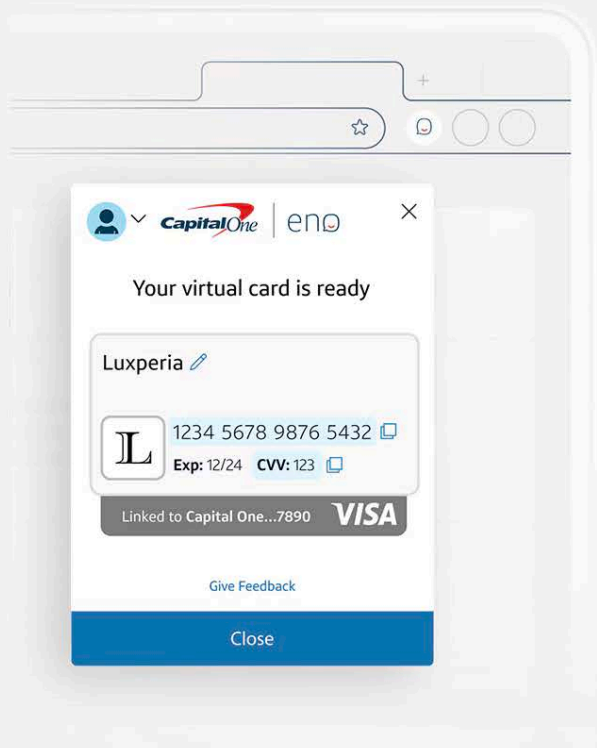
[Get the Mobile App](#)

FRAUD ALERTS

Stay in the know

Eno lets you know if unusual or suspicious charges are spotted on your account and can help guide you to a resolution.



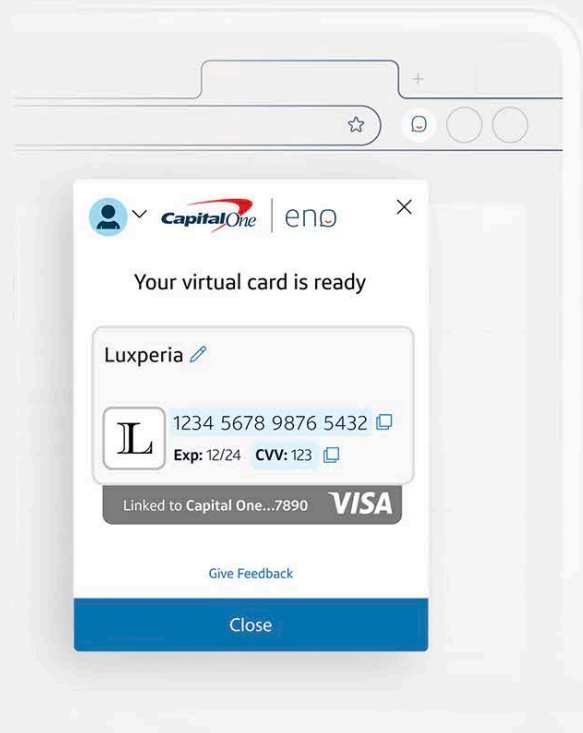


VIRTUAL CARD NUMBERS

Shop online more securely

Eno creates merchant-specific virtual card numbers for you to use while shopping online that help protect your credit card account from fraud.

[Learn more](#)



VIRTUAL CARD NUMBERS

Shop online more securely

Eno creates merchant-specific virtual card numbers for you to use while shopping online that help protect your credit card account from fraud.

[Learn more](#)

◆ Spending Insights

- ◆ Keep Tabs on when Free Trials will end
- ◆ Monitor tipping for outside your norm
- ◆ Monitor Recurring auto-payments for Changes in amount
- ◆ Notifications on credits being posted

Personal Voice
Bob Schwegler

Create a Personal Voice on iPhone, iPad, or Mac

With Personal Voice, you can create a synthesized voice that sounds like you, then use it with Live Speech, Read & Speak, VoiceOver, and augmented speech apps.

System requirements for Personal Voice

Personal Voice works with these devices and operating systems:

iOS 17 or later

- [iPhone](#) 12 or later

iPadOS 17 or later

- [iPad Air](#) (5th generation) or later
- [iPad Pro](#) 11-inch (3rd generation) or later, 12.9-inch (5th generation) or later, or 13-inch (M4) or later

macOS Sonoma 15 or later

- [Mac with Apple silicon](#)

Additional requirements

- You must be using [language supported by Personal Voice](#).
- Your device must be set up to use Face ID, Touch ID, or a device passcode or password.

Create a Personal Voice

When creating a Personal Voice, you're asked read a series of sentences aloud using your device's built-in microphone or an external microphone or headset. You can create multiple voices on each device, and you can [share your Personal Voice with your other devices](#).


iPhone, iPad

1. In the Settings app, tap Accessibility, then tap Personal Voice.
2. Tap Create a Personal Voice.
3. Follow the onscreen instructions to record your voice.
 - To pause recording and automatically save your progress, tap Done or close the Settings app.
 - To resume recording, return to Personal Voice settings and tap the Personal Voice that you want to continue creating. Then tap Continue Recording.
4. Your recorded speech is then processed securely on device. You'll receive a notification when your Personal Voice is ready.

Create a Personal Voice

When creating a Personal Voice, you're asked read a series of sentences aloud using your device's built-in microphone or an external microphone or headset. You can create multiple voices on each device, and you can [share your Personal Voice with your other devices](#).

Mac

1. Choose Apple menu  > System Settings, click Accessibility in the sidebar, then click Personal Voice.
2. Click Create a Personal Voice.
3. Follow the onscreen instructions to record your voice.
 - To pause recording and automatically save your progress, tap Done.
 - To resume recording, return to Personal Voice settings and click the Personal Voice that you want to continue creating. Then tap Continue Recording.
4. Your recorded speech is then processed securely on device. You'll receive a notification when your Personal Voice is ready.


Allow other devices and apps to use your Personal Voice

If your [Apple Account is using two-factor authentication](#), you can share the Personal Voice you created on one device with other devices that are signed in to iCloud with the same Apple Account. This also securely stores a copy of your voice in iCloud so that it can be retrieved if you later repair or replace your device. You can also allow other apps, such as augmented speech apps, to request to use your Personal Voice.

iPhone, iPad, Apple Watch, Apple Vision Pro

1. In the Settings app, tap Accessibility, then tap Personal Voice.
2. To share your Personal Voice with your other devices, turn on Share Across Devices.
3. To allow apps to request to use your Personal Voice, turn on Allow Apps to Request to Use.

Mac

1. Choose Apple menu  > System Settings, click Accessibility in the sidebar, then click Personal Voice.
2. To share your Personal Voice with your other devices, turn on "Share across devices."
3. To allow apps to request to use your Personal Voice, turn on "Allow applications to use your Personal Voice."


Delete a Personal Voice

Once deleted, a Personal Voice can't be recovered.

iPhone, iPad, Apple Vision Pro

1. In the Settings app, tap Accessibility, then tap Personal Voice.
2. Tap the Personal Voice that you want to delete.
3. Tap Delete, then tap Delete Voice And Recordings to confirm.

Mac

1. Choose Apple menu  > System Settings, click Accessibility in the sidebar, then click Personal Voice.
2. Click the Personal Voice that you want to delete.
3. Click Delete, then click Delete Voice And Recordings to confirm.

Use your Personal Voice

- You can choose your Personal Voice as the voice to use for built-in features such as Live Speech, Read & Speak, and VoiceOver. Each of these are configurable in Accessibility settings on your device.
- You can also allow third-party apps, such as augmentative and alternative communication (AAC) apps, to request to use your personal voice. They can then use your Personal Voice to speak aloud through your device's speaker or during calls, but they can't capture speech from Personal Voice.

About Personal Voice and privacy

Personal Voice is designed with privacy and security in mind. Personal Voice is encrypted and stored securely on device, so that only you can access it with Face ID, Touch ID, or your device passcode or password. When you share your Personal Voice across devices, iCloud stores your Personal Voice using end-to-end encryption. You can use Personal Voice only to create a voice that sounds like you on device, using only your own voice, and only for your own personal, non-commercial use. Your Legacy Contact can't access your Personal Voice.

RESOURCES:

IN MY VOICE (iOS) -Text to speech via voice clone, can be created with. As little as 20-30 Seconds of speech

VOICE BANKING - Dr. John M. Costello, Boston Childrens Hospital - a process of recording a Large inventory to create a synthetic voice that approximates your natural Voice

- ElevenLabs Technology -Record Phrases,Submit Recordings,Voice Synthesis, Intergrate with Speech Generation Device

ACAPELA

VOCALiD

MODEL TALKER

TEXT TO SPEECH - Amazon Polly, GoogleText to Speech, Microsoft Azure

PRE RECORDED DEVICES - use with Go Talk devices

PREDECTIVE TEXT APPPS

COMMUNICATION BOARDS AND BOOKS

EYE TRACKING TECHNOLOGY

SIGN LANGUAGE AND GESTURES

Sky Tonight

Kathy Tomasewski



Sky Tonight - Stargazing G...

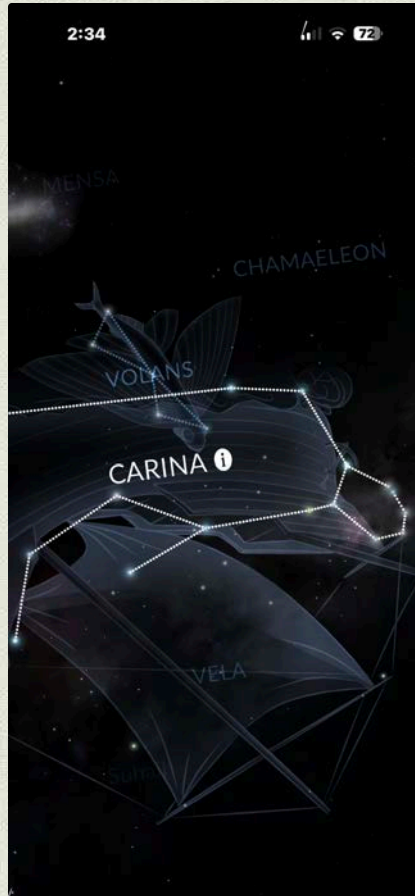
Constellation Star Finder App

★★★★★ 69K

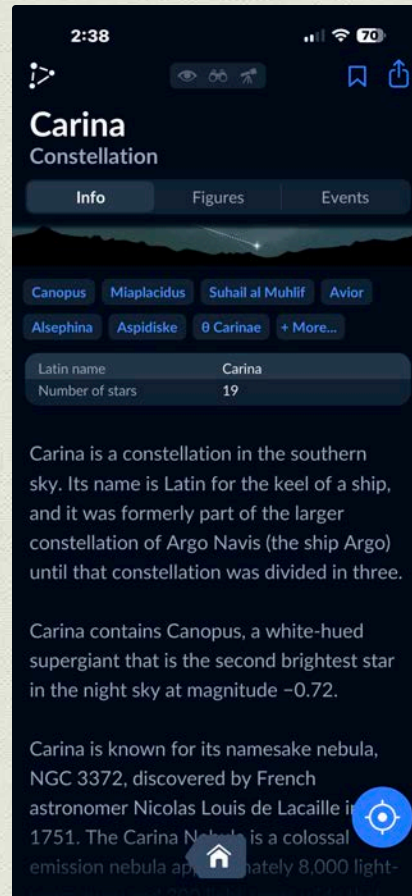
Open

Sky Tonight Key Features

- ◆ Point your phone any direction and see what the heavens looks like at that moment in time in that direction
- ◆ Point your phone at any star cluster or planet and get its name
- ◆ Find the specifics for a constellation by tapping on the name
- ◆ Enjoy the music while you gaze and learn



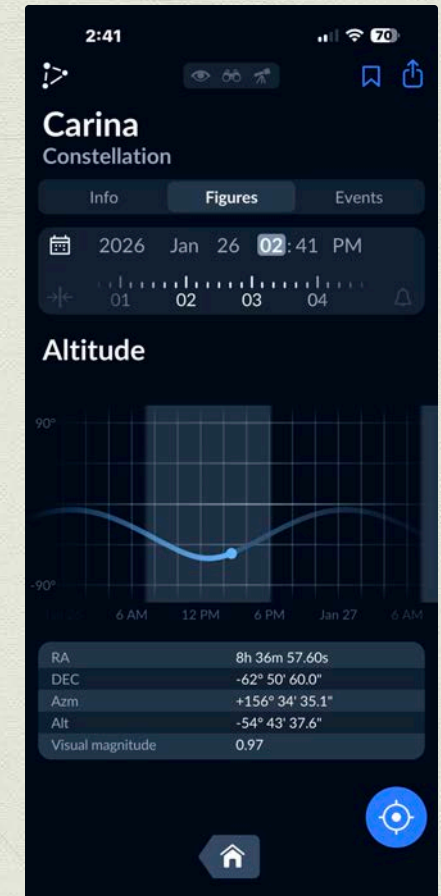
Point Phone



Tap the little i



Wikipedia for more



Tapped Figures